



Objectives

- Ideal choice and commercial EV charging.
- RFID card reader, APP based for user identification /Security Protocols and management
- Input:380Vac~440Vac
- Output: - 2*30kW@150A + 22kW@32A
- Stylish, ergonomic and customizable design
- Firmware OCPPv1.6 updates through remote connection up to OCPPv2.0
- Charging interface: Input plug CCS-2 female connector.
- User friendly LCD Touch display for customer interface.
- Wired connectivity, Easy to install, operate and service.
- Safety Measures-Emergency stop button with 18 various type protection
- Robust IK10/ IP55 ingress protection for indoor/outdoor applications




Applications

- Highway Fuel Outlets/service station
- Parking garage/back office
- Mall, shopping complex, university
- Commercial fleet operators
- EV infrastructure operators and service providers
- EV dealer workshop




Model List

| Function | Type-1 | Type-2 | Type-3 | Type-4 |
|----------|--------|--------|--------|--------|
| | BASIC | LAN | Wi-Fi | 4G |
| RFID | X | • | • | • |
| LAN | X | • | • | • |
| Wi-Fi | X | X | • | X |
| 4G | X | X | X | • |
| OCPP | X | • | • | • |





| SL. No. | Parametrs | Requirments |
|-------------------------------------|---|--|
| General Information | | |
| 1. | EV Charger Type | 2DC+1AC |
| 2. | Charger Capacity | 2*30Kw DC + 22kW AC |
| 3. | Product Model No. | HSEF- (30)2+22(ADC)3(82ADC)1000S |
| 4. | Mounting | Floor-Mounting |
| Input Requirement | | |
| 5. | AC Supply System | Three-Phase,5 Wire AC System |
| 6. | Nominal Input Voltage | AC380V±15% |
| 7. | Input Frequency | 50-60Hz |
| Environmental | | |
| 8. | Ambient Temperature Range | -25 to 55°C |
| 9. | Ambient Humidity | 5 to 95% |
| 10. | Storage Temperature | -40 to 70°C |
| Mechanical | | |
| 11. | IP Rating | IK10/IP55 |
| 12. | Cooling | Air Forced Cooled |
| Output Capacity | | |
| 13. | Number of Output | 2DC + 1AC |
| 14. | Max. Power Output from each Gun | CCS-2:- Max. 30kW 200v-1000v DC and 150Amp CHAdeMO:- Max 30kW 200v-1000v DC and 150Amp Type-2 :- 380~440V AC 32A/63A |
| 15. | Max. Output Current | 200Amp |
| 16. | Power Factor | ≥0.99(50% load above) |
| User Interface & Display | | |
| 17. | Display and Touch Screen Size | 7 inches Touches Screen With Shell |
| 18. | User Authentication | Mobile Application or user interface/ QR Code / RFID Card/ Password Login |
| 19. | Metering Information | Consumption Units(kWh) |
| Communication | | |
| 20. | Communication Between EVSE and CMS | OCPP v 1.6 or above- 10/100 Base - T Ethernet (standard)/ Optional GSM Modem (2G/3G/4G) or Wireless |
| 21. | Communication Between Charger & Vehicle | CAN Based Communication as per AIS 138 |
| Protection & Safety | | |
| 22. | Executive Standard | IEC 62196 2017, IEC 61851 2017, SAE J1772, CHAdeMO etc. |
| 23. | Safety Parameters | Over Current, Under Voltage , Residual Current , Surge Protection, Leakage Protection , Short Circuit, Over Temperature, etc |





Objectives

- Ideal choice and commercial EV charging.
- RFID card reader, APP based for user identification /Security Protocols and management
- Input:380Vac~440Vac
- Output: - 2*50kW@200A + 43kW@63A
- Stylish, ergonomic and customizable design
- Firmware OCPPv1.6 updates through remote connection up to 2.0J
- Charging interface: Input plug CCS-2 female connector.
- User friendly LCD Touch display for customer interface.
- Wired connectivity, Easy to install, operate and service.
- Safety Measures-Emergency stop button with 18 various type protection
- Robust IK10/ IP55 ingress protection for indoor/outdoor applications




Applications

- Highway Fuel Outlets/service station
- Parking garage/back office
- Mall, shopping complex, university
- Commercial fleet operators
- EV infrastructure operators and service providers
- EV dealer workshop



Model List

| Function | Type-1 | Type-2 | Type-3 | Type-4 |
|----------|--------|--------|--------|--------|
| | BASIC | LAN | Wi-Fi | 4G |
| RFID | X | • | • | • |
| LAN | X | • | • | • |
| Wi-Fi | X | X | • | X |
| 4G | X | X | X | • |
| OCPP | X | • | • | • |





| SL. No. | Parametrs | Requirments |
|-------------------------------------|---|--|
| General Information | | |
| 1. | EV Charger Type | 2DC+1AC |
| 2. | Charger Capacity | 2*50Kw DC + 43kW AC |
| 3. | Product Model No. | HSEF- (50)2+43(ADC)3(143ADC)1000S |
| 4. | Mounting | Floor-Mounting |
| Input Requirement | | |
| 5. | AC Supply System | Three-Phase,5 Wire AC System |
| 6. | Nominal Input Voltage | AC380V±15% |
| 7. | Input Frequency | 50-60Hz |
| Environmental | | |
| 8. | Ambient Temperature Range | -25 to 55°C |
| 9. | Ambient Humidity | 5 to 95% |
| 10. | Storage Temperature | -40 to 70°C |
| Mechanical | | |
| 11. | IP Rating | IK10/IP55 |
| 12. | Cooling | Air Forced Cooled |
| Output Capacity | | |
| 13. | Number of Output | 2DC + 1AC |
| 14. | Max. Power Output from each Gun | CCS-2:- Max. 30kW 200v-1000v DC and 200Amp CHAdEMO:- Max 30kW 200v-1000v DC and 200Amp Type-2 :- 380~440V AC 32A/63A |
| 15. | Max. Output Current | 200Amp |
| 16. | Power Factor | ≥0.99(50% load above) |
| User Interface & Display | | |
| 17. | Display and Touch Screen Size | 7 inches Touches Screen With Shell |
| 18. | User Authentication | Mobile Application or user interface/ QR Code / RFID Card/ Password Login |
| 19. | Metering Information | Consumption Units(kWh) |
| Communication | | |
| 20. | Communication Between EVSE and CMS | OCPP v 1.6 or above- 10/100 Base - T Ethernet (standard)/ Optional GSM Modem (2G/3G/4G) or Wireless |
| 21. | Communication Between Charger & Vehicle | CAN Based Communication as per AIS 138 |
| Protection & Safety | | |
| 22. | Executive Standard | IEC 62196 2017, IEC 61851 2017, SAE J1772, CHAdEMO etc. |
| 23. | Safety Parameters | Over Current, Under Voltage , Residual Current , Surge Protection, Leakage Protection , Short Circuit, Over Temperature, etc |

